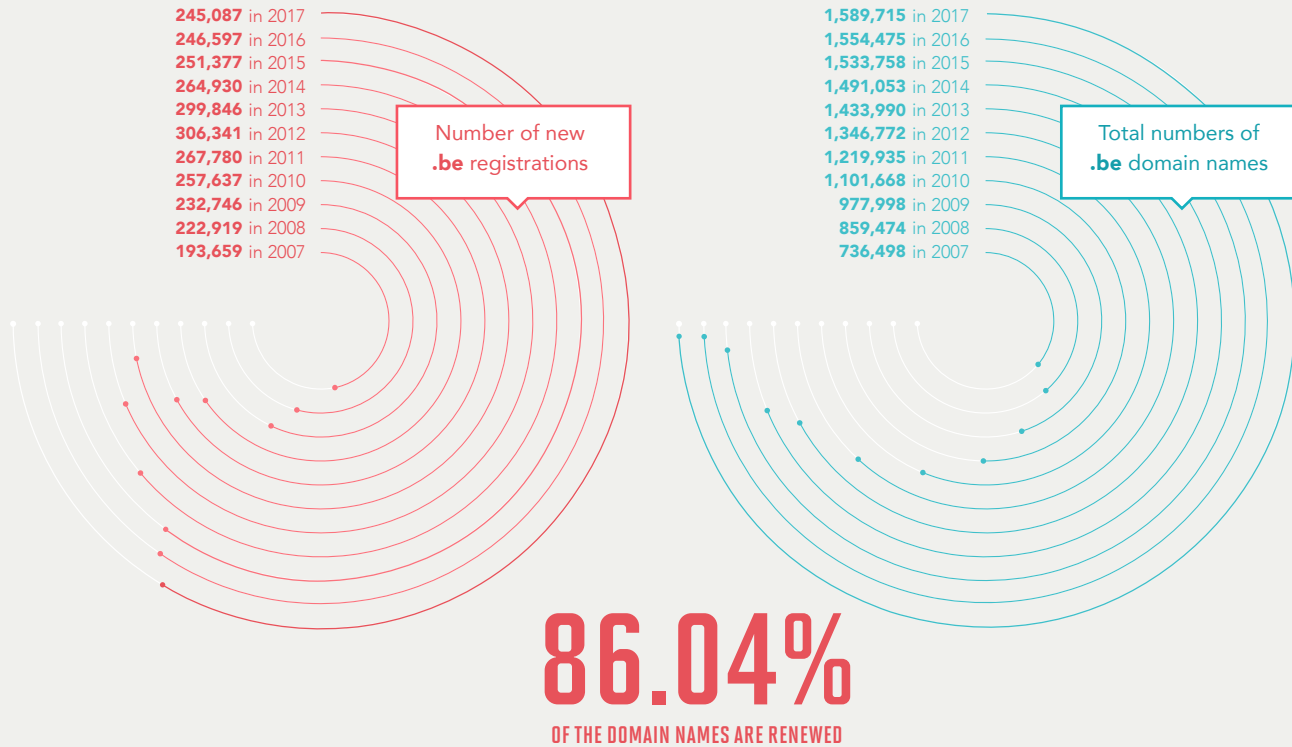


# FIGURES FOR 2017

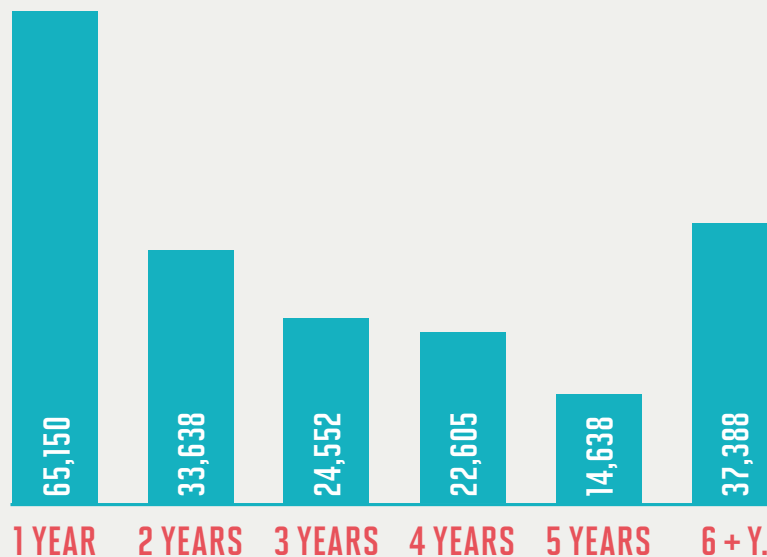
dnsbelgium

## EVOLUTION

How many new **.be** domain names have been registered and how many are there in total?



How many **.be** domain names have been deleted and how old were they at that point in time?



How many **.vlaanderen** and **.brussels** domain names have been registered and how many are there in total?

Total number of domain names

Percentage renewal domain names

**6,695**  
.vlaanderen

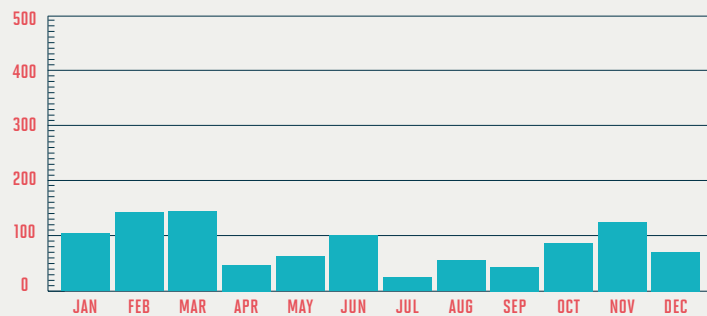
**81.2%**  
.vlaanderen

**7,511**  
.brussels

**85.1%**  
.brussels

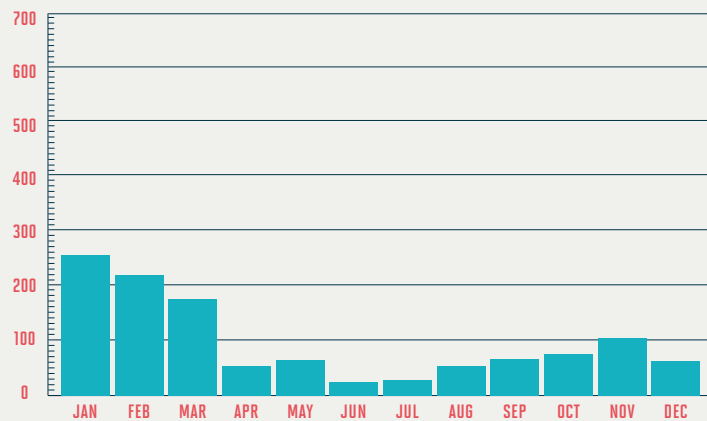
How many **.brussels** domain names and **.vlaanderen** domain names were deleted per month in 2017?

### **.brussels** domain names



**TOTAL: 1,002**

### **.vlaanderen** domain names



**TOTAL: 1,167**

## THE DOMAIN EXTENSION MARKET IN BELGIUM

Which extension do Belgians choose for their domain name?

# 57.95%

## .BE



15.49 %  
.com



7.28 %  
.eu



6.17 %  
.net



2.87 %  
.nl



1.69 %  
.org



1.63 %  
.fr



0.88 %  
.info



0.58 %  
.uk



0.54 %  
.de



0.44 %  
.biz



0.43 %  
.lu



0.33 %  
.brussels



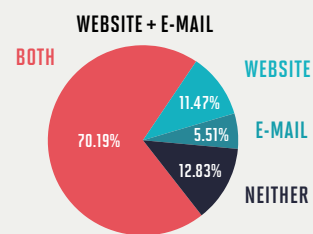
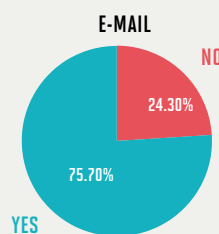
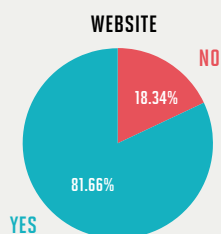
0.31 %  
.vlaanderen



0.28 %  
.es

## USE

Use of a **.be** domain name

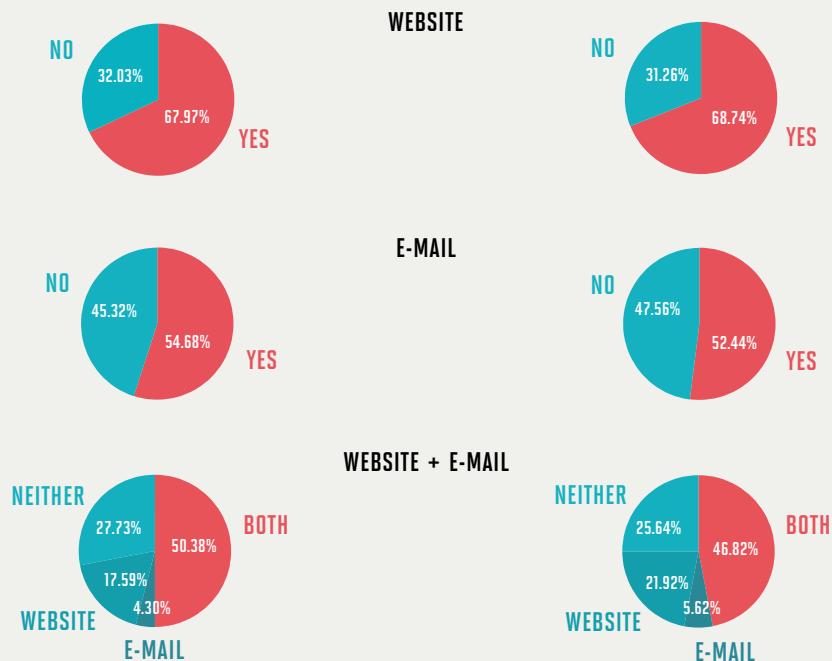


2016 VS. 2017

	companies		private individuals		total	
only website	13.46%	12.77%	7.93%	8.04%	11.93%	11.47%
only e-mail	6.71%	5.96%	5.62%	4.34%	6.41%	5.51%
neither	12.93%	12.80%	13.36%	12.91%	13.05%	12.83%
both	66.91%	68.47%	73.08%	74.72%	68.61%	70.19%

Use of **.brussels** domain names

Use of **.vlaanderen** domain names



**.brussels** domain names

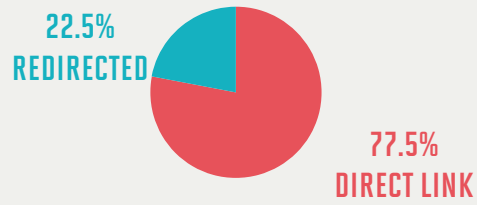
COMPANIES VS. INDIVIDUALS

**.vlaanderen** domain names

companies	private individuals	total		companies	private individuals	total
19.72%	6.46%	17.59%	website	24.84%	8.24%	21.92%
4.42%	3.65%	40.30%	e-mail	5.52%	6.12%	5.62%
29.31%	19.47%	27.73%	neither	25.42%	26.68%	25.64%
46.54%	70.42%	50.36%	both	44.23%	58.96%	46.82%

# REDIRECTS

## Redirects from .be websites

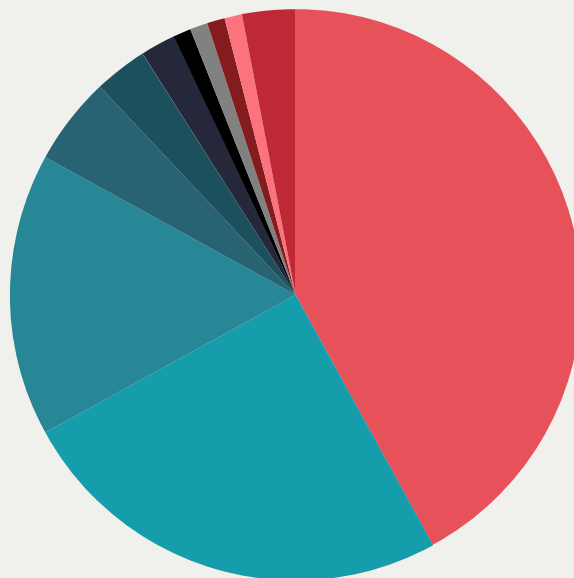


---

Of all domain names that are linked to a website 22.5% were redirected to another domain name. In 42.34% of the cases it concerned a different .be domain name.

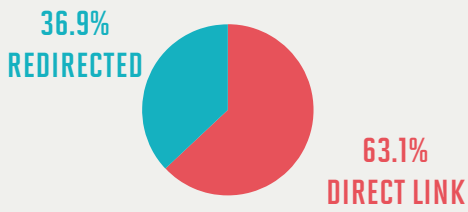
---

## Redirects from .be websites per extension

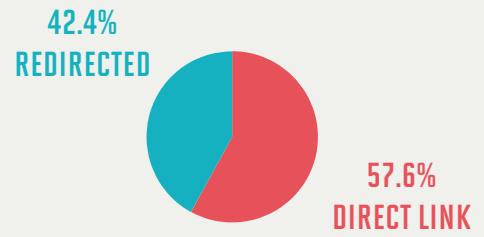


42.34%	.BE
25.31%	.COM
16.06%	.NL
4.82%	.NET
3.37%	.EU
2.07%	.FR
1.59%	.DE
0.71%	.ORG
0.55%	.AT
0.22%	.INFO
2.96%	OTHERS

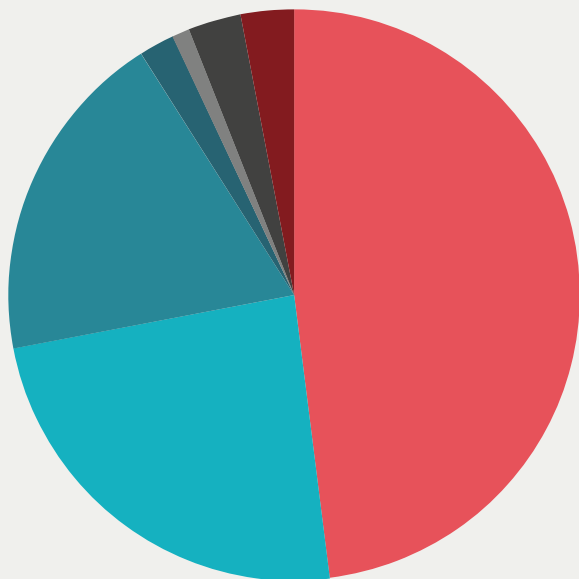
### Redirects from **.brussels** websites



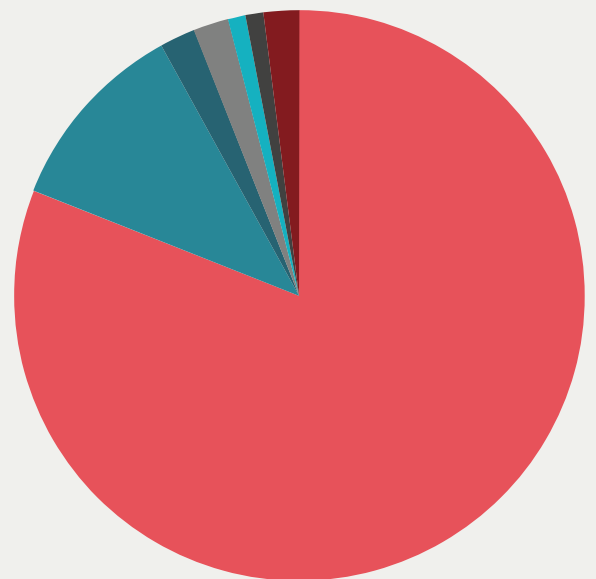
### Redirects from **.vlaanderen** websites



### Redirects from **.brussels** websites per extension



### Redirects from **.vlaanderen** websites per extension



47.72%	.BE
24.55%	.BRUSSELS
18.61%	.COM
2.49%	.EU
0.80%	.VLAANDEREN
1.21%	OTHER COUNTRY EXTENSIONS
4.62%	OTHER GENERIC EXTENSIONS

81.06%	.BE
10.80%	.COM
1.64%	.EU
2.46%	.VLAANDEREN
1.13%	.NL
0.15%	.GENT
2.76%	OTHER GENERIC EXTENSIONS

## WEBSITE CONTENT

.be websites

FIGURES IN %	2015	2016	2017	EVOLUTION 2016-2017
Business*	33.81	26.97	34.27	+7.3
Holding page*	30.17	38.13	27.58	-10.55
Error reporting	16.13	13.13	13.34	+0.21
Non-commercial site	8.94	11.96	10.64	-1.32
Personal/family/blog	3.29	4.05	4.55	+0.50
Pay-per-click	0.66	1.95	3.25	+1.30
Website for sale	2.40	0.58	2.61	+2.03
Webshop	2.21	1.45	1.97	+0.52
Password protected	1.28	1.13	1.08	-0.05
Pornography	0.46	0.40	0.48	+0.08
Portal/media	0.66	0.25	0.22	-0.03

\*The results are slightly different than previous years because we have optimized the sampling method.



## .brussels websites

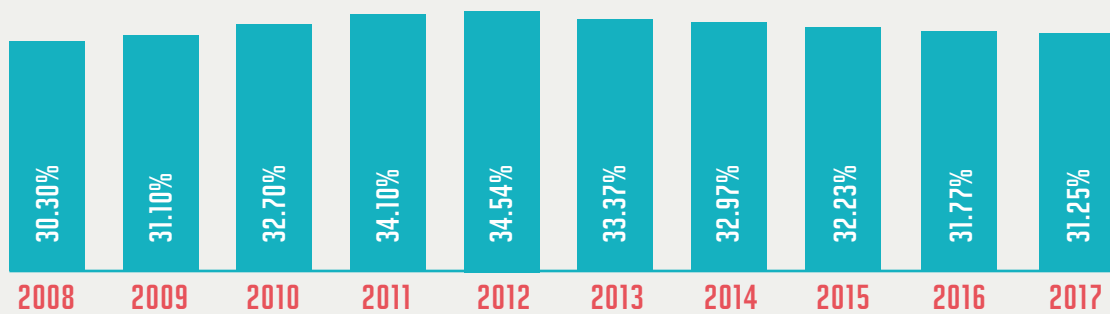
FIGURES IN %	2017
Holding page*	56.38
Non-commercial site	13.38
Business*	13.07
Error reporting	8.74
Pay-per-click	4.18
Personal/family/blog	1.39
Website for sale	0.77
Password protected	0.74
Portal/media	0.68
Webshop	0.46
Pornography	0.19

## .vlaanderen websites

FIGURES IN %	2017
Holding page*	57.76
Business*	14.08
Error reporting	9.19
Non-commercial site	8.32
Pay-per-click	4.71
Website for sale	2.00
Personal/family/blog	1.96
Portal/media	0.87
Password protected	0.53
Webshop	0.38
Pornography	0.23

## DEMOGRAPHICS

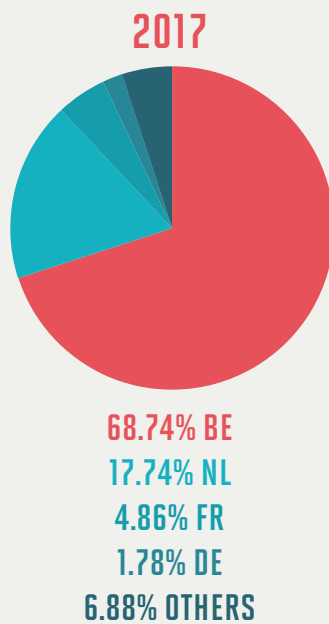
Evolution of the number of foreign  
.be domain name holders



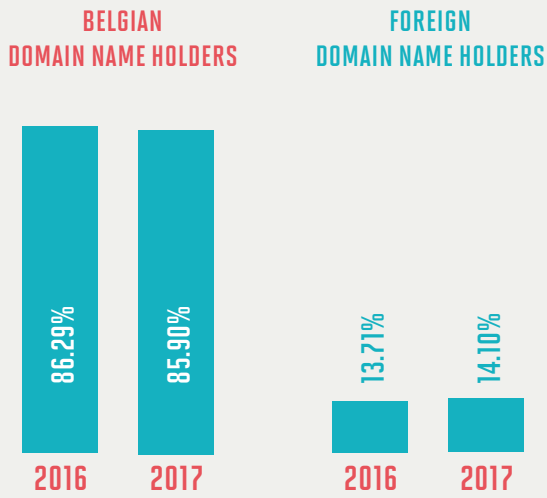
\*The results are slightly different than previous years because we have optimized the sampling method.

## Holders of **.be** domain names per country of origin

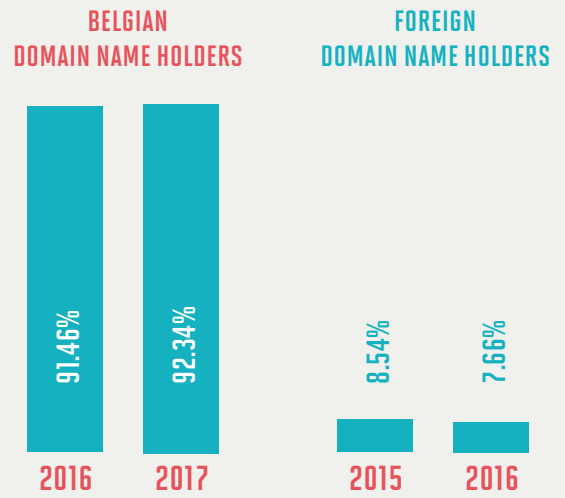
	2014	2015	2016	2017
BE	67.03%	67.77%	68.23%	68.74%
NL	18.98%	18.52%	18.18%	17.74%
FR	5.43%	5.13%	5.03%	4.86%
DE	1.72%	1.73%	1.75%	1.78%
US	1.17%	1.30%	1.20%	1.39%
GB	1.23%	1.07%	0.93%	0.83%
LU	0.46%	0.46%	0.46%	0.49%
CH	0.42%	0.45%	0.45%	0.46%
AT	0.45%	0.43%	0.31%	0.27%



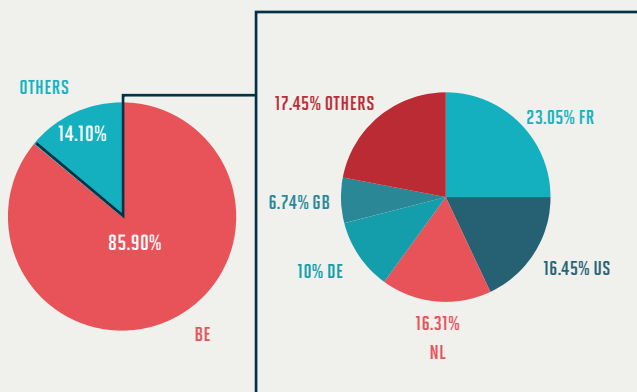
### Number of foreign **.brussels** domain name holders



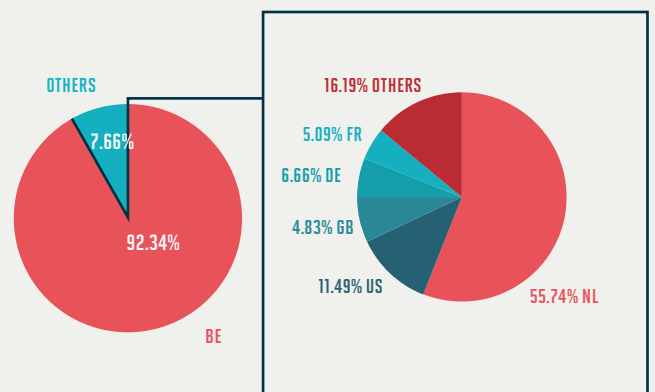
### Number of foreign **.vlaanderen** domain name holders



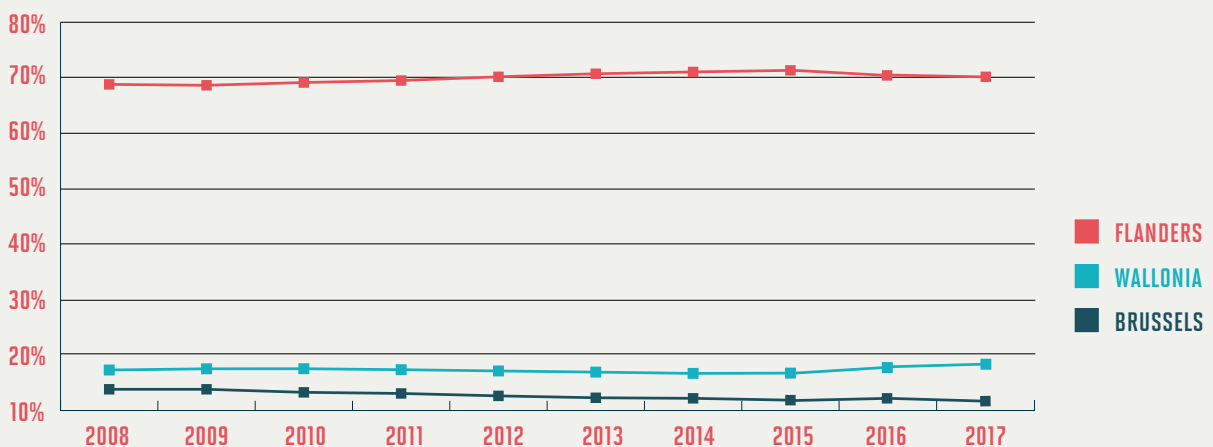
### Holders of **.brussels** domain names per country of origin



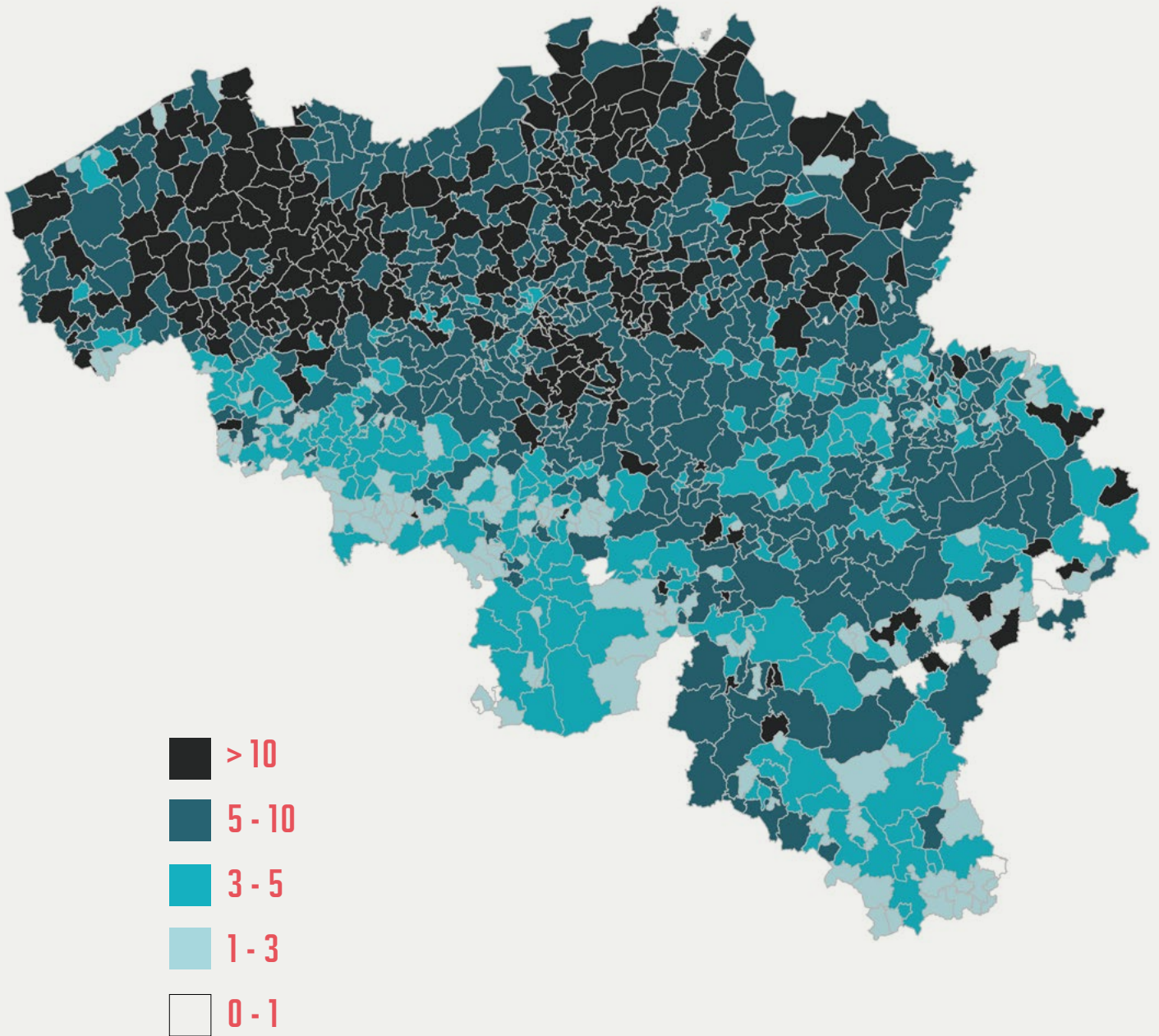
### Holders of **.vlaanderen** domain names per country of origin



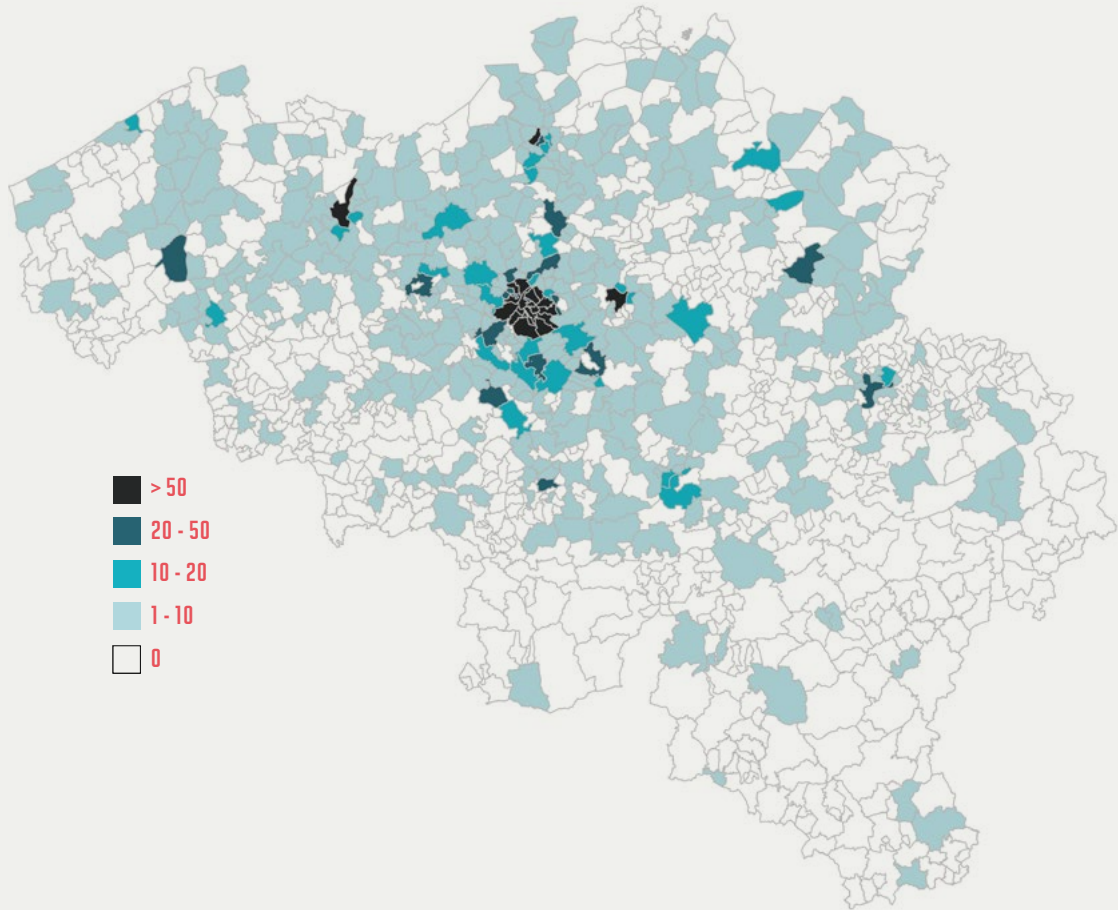
### Distribution of **.be** domain names across regions (in %)



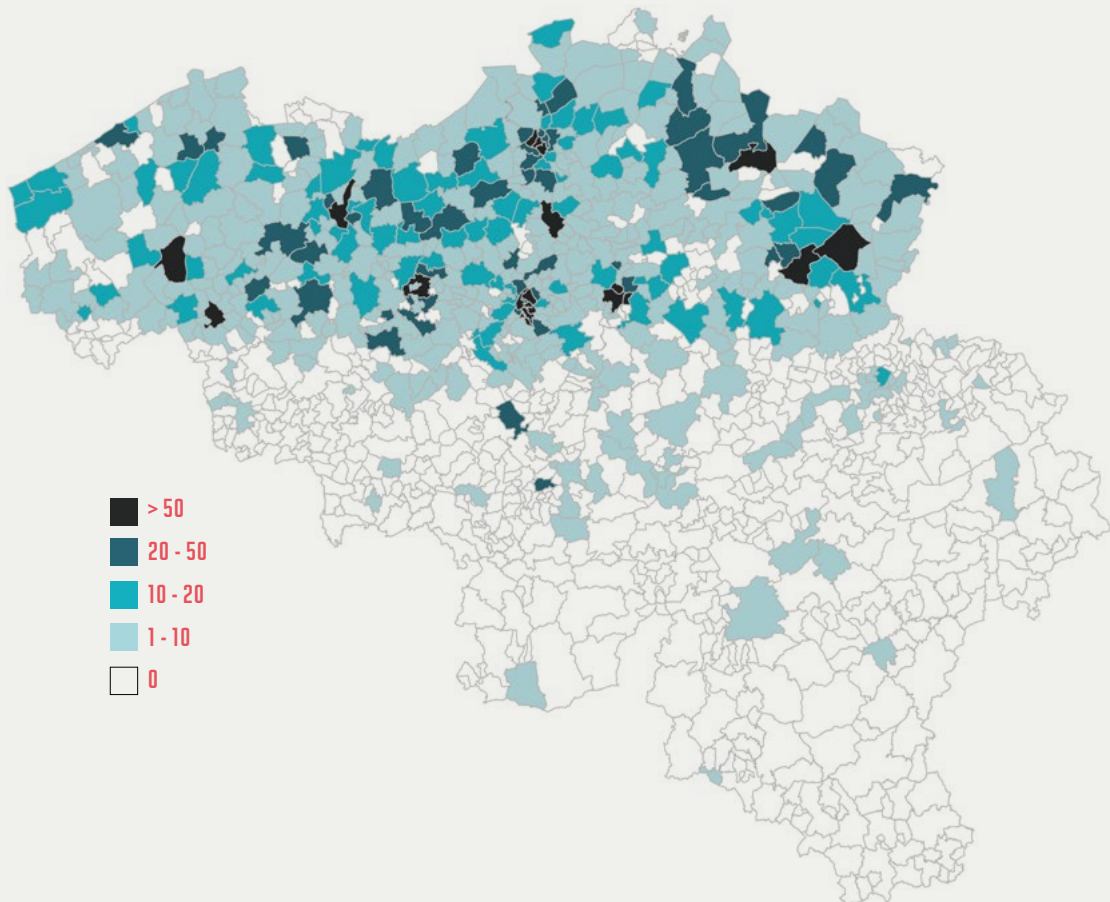
Distribution of **.be** domain names per postal code and per 100 inhabitants



Distribution of **.brussels** domain names per postal code



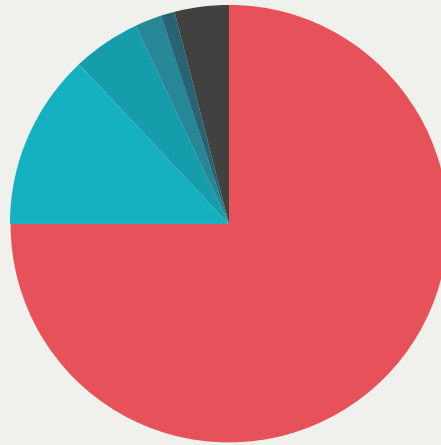
Distribution of **.vlaanderen** domain names per postal code



## DISTRIBUTION PER HOLDER

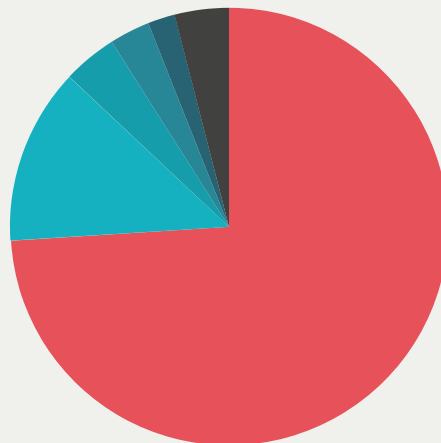
Number of **.be** domain names per holder

74.98%	1 DOMAIN NAME
12.65%	2 DOMAIN NAMES
4.44%	3 DOMAIN NAMES
2.32%	4 DOMAIN NAMES
1.31%	5 DOMAIN NAMES
4.30%	> 5 DOMAIN NAMES



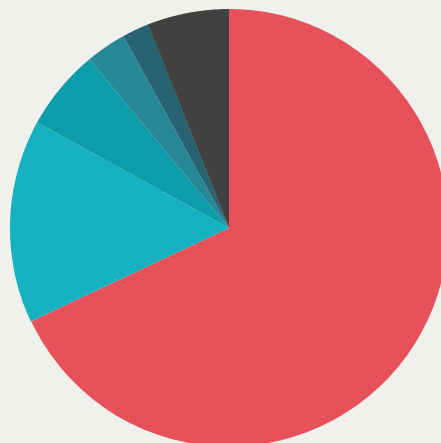
Number of **.brussels** domain names per holder

73.95%	1 DOMAIN NAMES
12.61%	2 DOMAIN NAMES
4.45%	3 DOMAIN NAMES
3.38%	4 DOMAIN NAMES
1.49%	5 DOMAIN NAMES
4.11%	> 5 DOMAIN NAMES



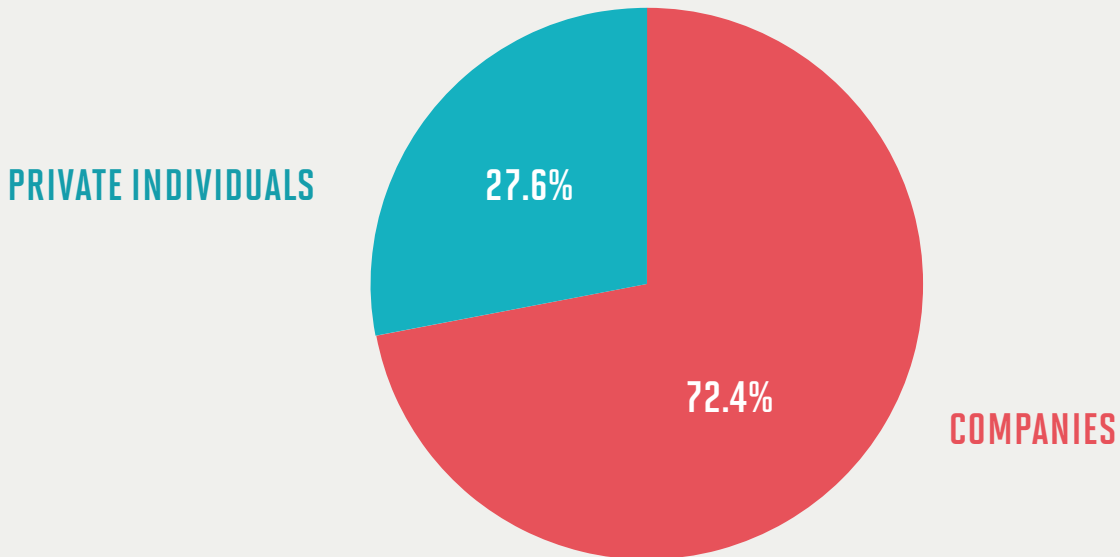
Number of **.vlaanderen** domain names per holder

68.30%	1 DOMAIN NAME
15.15%	2 DOMAIN NAMES
6.09%	3 DOMAIN NAMES
3.18%	4 DOMAIN NAMES
1.68%	5 DOMAIN NAMES
5.61%	> 5 DOMAIN NAMES

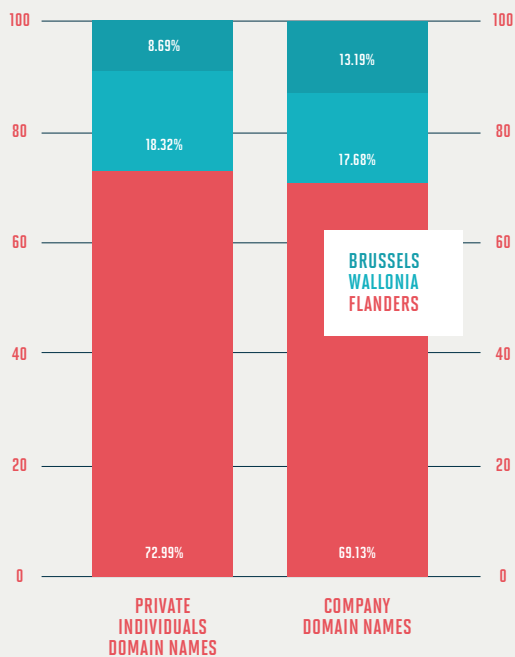


## DISTRIBUTION PRIVATE INDIVIDUALS/COMPANIES

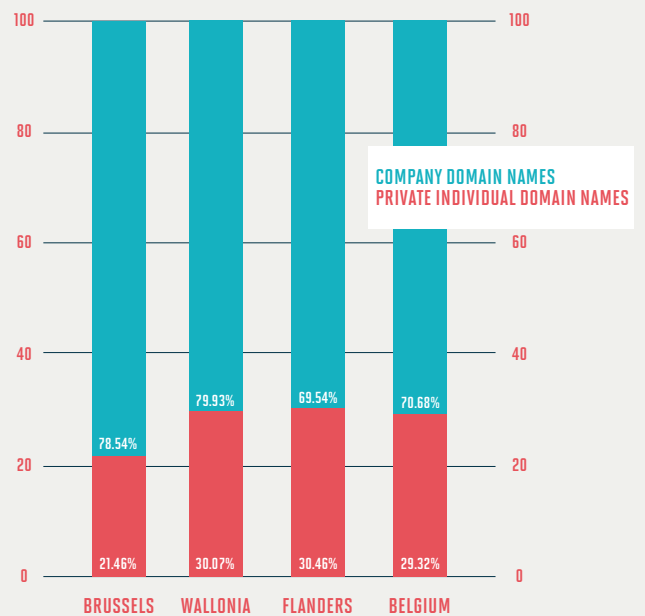
Distribution private individuals/companies .be



Regional distribution  
.be domain names

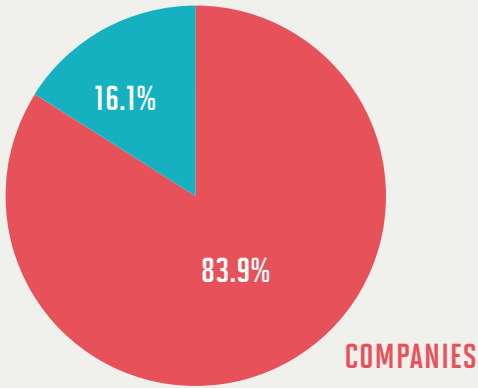


Distribution per region .be



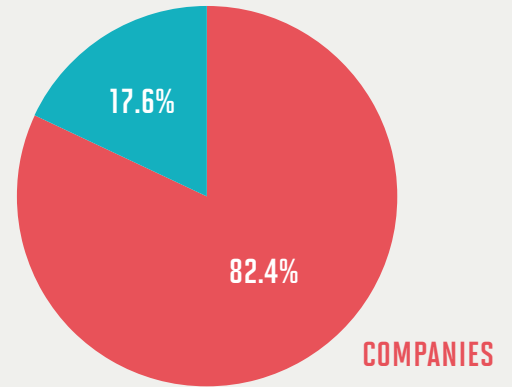
### Distribution private individuals/companies .brussels

PRIVATE INDIVIDUALS

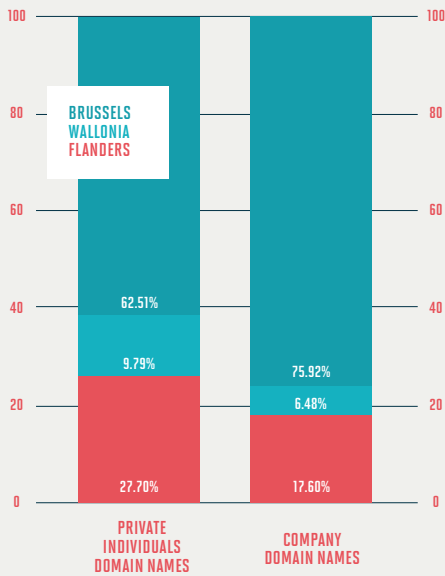


### Distribution private individuals/companies .vlaanderen

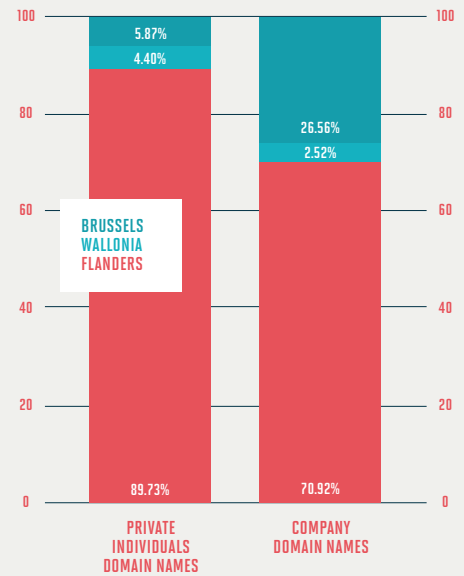
PRIVATE INDIVIDUALS



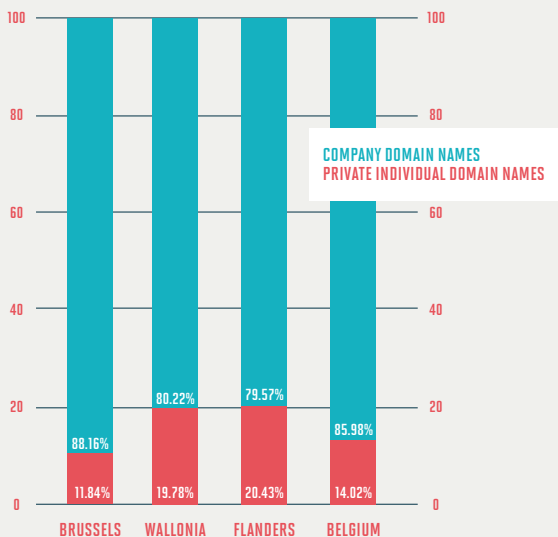
### Regional distribution .brussels domain names



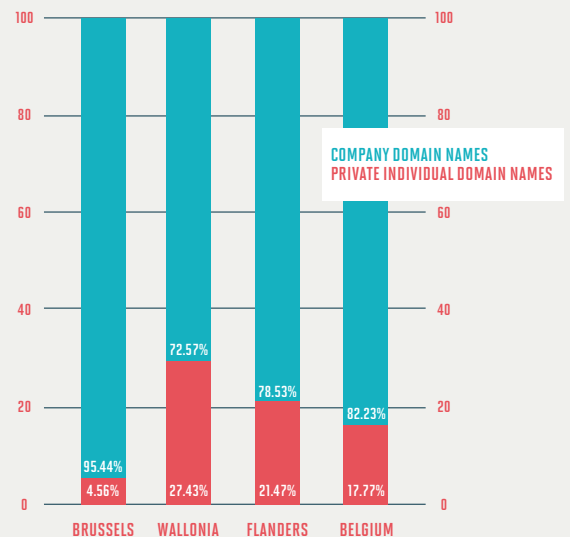
### Regional distribution .vlaanderen domain names



### Distribution per region .brussels



### Distribution per region .vlaanderen





dnsbelgium